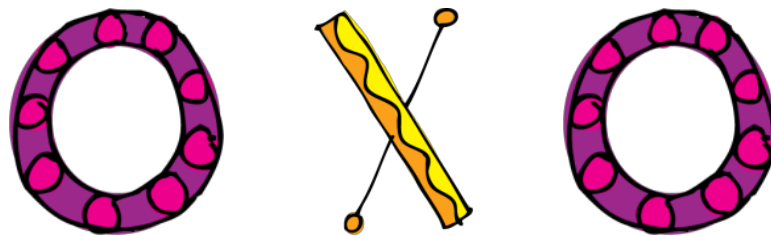


# Addition Tic Tac Toe



3 Tic Tac Toe  
Addition Boards  
for Reviewing  
Addition Facts

Games 4 Learning  
[www.teacherspayteachers.com](http://www.teacherspayteachers.com)

©Teresa Evans 2012

Copyright © 2012 Teresa Evans  
Games 4 Learning

[www.teacherspayteachers.com/Store/Games-4-Learning](http://www.teacherspayteachers.com/Store/Games-4-Learning)

All rights reserved by author.

Permission to copy for single classroom use only.  
Electronic distribution limited to single classroom use only.  
Not for public display.

Graphics by

1st Grade Creations by Melissa

[www.teacherspayteachers.com/Store/1st-Grade-Creations-By-Melissa](http://www.teacherspayteachers.com/Store/1st-Grade-Creations-By-Melissa)

Digital Swirls

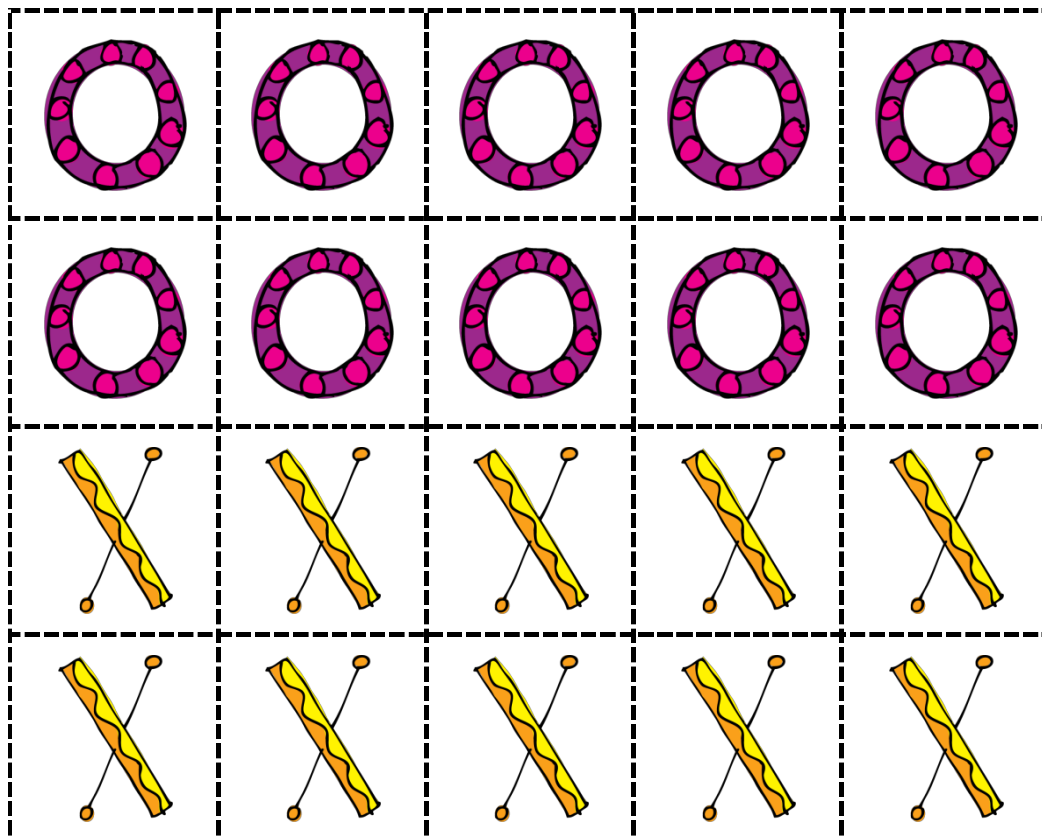
[www.teacherspayteachers.com/Store/Digital-Swirls-Creations](http://www.teacherspayteachers.com/Store/Digital-Swirls-Creations)

KPM Doodles

[www.teachersnotebook.com/shop/kpmdoodles](http://www.teachersnotebook.com/shop/kpmdoodles)

# Symbol Cards

Each player requires 5 cards for 3x3 Tic Tac Toe  
and 8 cards for 4x4 Tic Tac Toe.



# How To Use Tic Tac Toe Addition Games

## Preparing the Games

The printable game boards can be printed on cardstock or printed on paper and laminated.

Print the Symbol Cards on cardstock also and cut into cards. These are used to play the games. These can be laminated if desired.

Alternatively, colored counters can be used with each player using a different color.

## Playing the Games

The Addition Game Boards contain addition facts that must be answered before a Symbol Card can be put down. The aim of the game is to create a line of 3 symbols but a card can only be placed on a square after a correct answer is given to the addition on the square.

On the 4x4 Game Boards the aim of the game is create a line of 4 symbols.

## How to Ensure Students are Giving a Correct Answer

When 2 students are playing a game, you will want to ensure that they are giving correct answers to the additions. This can be done in several different ways.

- Allow the other student to use a calculator to check their opponents answer.
- Allow the other student to use the Answer Key provided on page 9 to check their opponents answer.
- A third student can be involved in the game and check the answers given by the players using a calculator or the Answer Key provided on page 9. If a third student is used in this way, the winner of the game can then play the next game with the third student. Play can continue in this way with several rounds being played and the winner always playing against the third person. If a game is tied with no winner being assigned, the third person will wait until a game ends with a winner creating a line of 3. This person will then play the game with the winner.

## Suggested Uses for the Tic Tac Toe Game Boards

**Math Centers** These games are ideal for a math center activity.

**Daily Practice** The Tic Tac Toe games are a quick and simple way to practice and review facts. You may like to devote 10 minutes of each day to playing the games. Students can be paired with those of a similar ability and each pair can be given one game board to play several times over during a 10 minute time frame. 10 minutes devoted to this each day will quickly bring an improvement in recall of facts.

**Display on Smart Board** The game boards can be projected onto your smart board and the class can be broken into 2 teams to play. One person from each team represents their team for one turn. On a turn they have to answer a fact correctly then mark the square with a O or X.

**Homework** These game boards are ideal for homework. They are a fun alternative to regular homework and parents can be involved in playing the game with their children. This is really popular with the kids and the parents. A different game board can be sent home each night or children can take home a game board and then swap it for another when they feel that they have mastered the facts on the board.

**Fast Finisher** These games are a perfect activity for those children who finish their work early. They can be kept in a box of games or on a shelf where the students can access them when they finish their work.

**Students as Teachers** A really worthwhile activity is to have children learn the game and then teach others how to play it. Teaching others how to play is a great communication activity.

**Buddy Class Activity** The games are ideal for a buddy class activity. Have the younger students 'teach' their older buddies how to play the game.

**Class Tournament** Use the games to hold a class tournament. Each child can compete in the first round with the winner of each round going into the next round. Each pair plays several games and the first player to win 3 games is nominated the winner who then goes through to the next round.



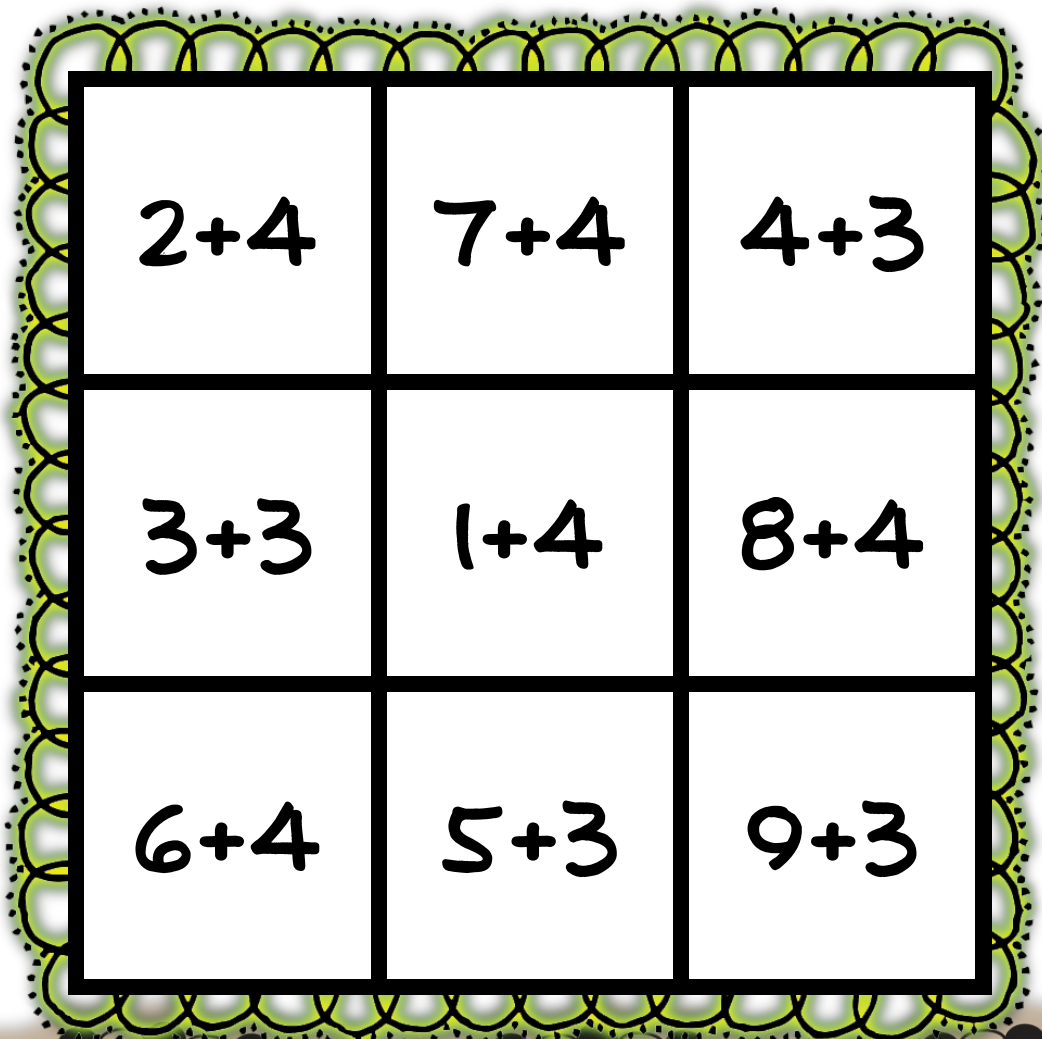
# Tic Tac Toe Add 3 or 4

a game for 2 players

Take turns to answer an addition fact.

If you are correct cover the square with your symbol card.

The first player to make 3 in a row vertically, horizontally or diagonally, is the winner.





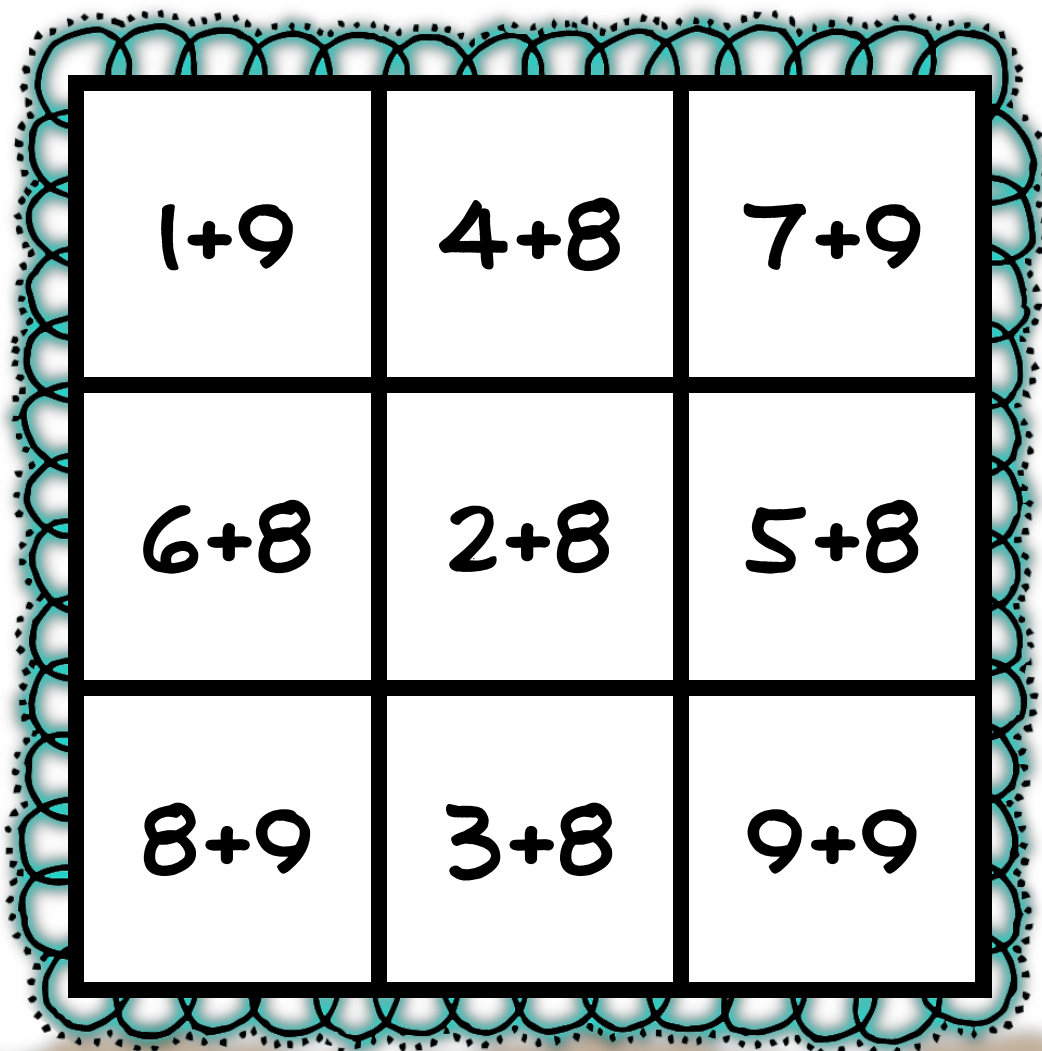
# Tic Tac Toe Add 8 or 9

a game for 2 players

Take turns to answer an addition fact.

If you are correct cover the square with your symbol card.

The first player to make 3 in a row vertically, horizontally or diagonally, is the winner.



# Tic Tac Toe

## Mixed Addition Set Add to 20

a game for 2 players

Take turns to answer an addition fact.

If you are correct cover the square with your symbol card.

The first player to make 4 in a row vertically, horizontally or diagonally, is the winner.

**Try the Variation:** The winner is the first player to make a square of 4 small squares.

$7+4$	$4+9$	$6+9$	$5+6$
$3+9$	$9+7$	$6+8$	$9+8$
$7+8$	$10+9$	$8+9$	$7+7$
$9+2$	$7+3$	$9+3$	$10+10$



## Answer Key - Tic Tac Toe Addition

+0 Facts	+1 Facts	+2 Facts	+3 Facts	+4 Facts	+5 Facts
0+0=0	0+1=1	0+2=2	0+3=3	0+4=4	0+5=5
1+0=1	1+1=2	1+2=3	1+3=4	1+4=5	1+5=6
2+0=2	2+1=3	2+2=4	2+3=5	2+4=6	2+5=7
3+0=3	3+1=4	3+2=5	3+3=6	3+4=7	3+5=8
4+0=4	4+1=5	4+2=6	4+3=7	4+4=8	4+5=9
5+0=5	5+1=6	5+2=7	5+3=8	5+4=9	5+5=10
6+0=6	6+1=7	6+2=8	6+3=9	6+4=10	6+5=11
7+0=7	7+1=8	7+2=9	7+3=10	7+4=11	7+5=12
8+0=8	8+1=9	8+2=10	8+3=11	8+4=12	8+5=13
9+0=9	9+1=10	9+2=11	9+3=12	9+4=13	9+5=14
10+0=10	10+1=11	10+2=12	10+3=13	10+4=14	10+5=15

+6 Facts	+7 Facts	+8 Facts	+9 Facts	+10 Facts
0+6=6	0+7=7	0+8=8	0+9=9	0+10=10
1+6=7	1+7=8	1+8=9	1+9=10	1+10=11
2+6=8	2+7=9	2+8=10	2+9=11	2+10=12
3+6=9	3+7=10	3+8=11	3+9=12	3+10=13
4+6=10	4+7=11	4+8=12	4+9=13	4+10=14
5+6=11	5+7=12	5+8=13	5+9=14	5+10=15
6+6=12	6+7=13	6+8=14	6+9=15	6+10=16
7+6=13	7+7=14	7+8=15	7+9=16	7+10=17
8+6=14	8+7=15	8+8=16	8+9=17	8+10=18
9+6=15	9+7=16	9+8=17	9+9=18	9+10=19
10+6=16	10+7=17	10+8=18	10+9=19	10+10=20

# More Tic Tac Toe Addition Game Boards are available in

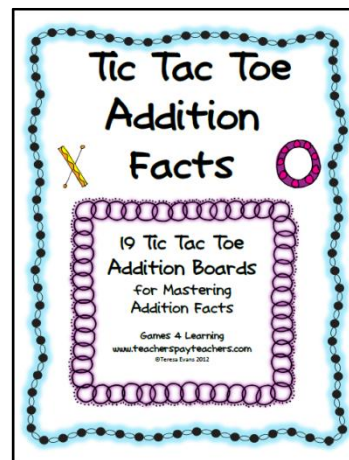
## Tic Tac Toe Addition Facts

Includes 19 Addition Game Boards

- Basic Tic Tac Toe 3x3 Game
- Basic Tic Tac Toe 4x4 Game
- Tic Tac Toe Add 1 Facts
- Tic Tac Toe Add 2 Facts
- Tic Tac Toe Add 3 Facts
- Tic Tac Toe Add 4 Facts
- Tic Tac Toe Add 5 Facts
- Tic Tac Toe Add 6 Facts
- Tic Tac Toe Add 7 Facts
- Tic Tac Toe Add 8 Facts
- Tic Tac Toe Add 9 Facts
- Tic Tac Toe Add 10 Facts

- Tic Tac Toe Add 0 and 1 Facts
- Tic Tac Toe Add 2 and 3 Facts
- Tic Tac Toe Add 4 and 5 Facts
- Tic Tac Toe Add 6 and 7 Facts
- Tic Tac Toe Add 8 and 9 Facts

- Mixed Addition Set 1 - Addition Up To 10
- Mixed Addition Set 2 - Addition Up To 12
- Mixed Addition Set 3 - Addition Up To 20
- Mixed Addition Set 4 - Addition Up To 20



[www.teacherspayteachers.com/Store/Games-4-Learning](http://www.teacherspayteachers.com/Store/Games-4-Learning)

### Also Available

